




*Your Better Choice*



# **INDUSTRIAL VACUUM CLEANERS**


CATALOG 2024



# INDEX

<b>PRIMA SERIES</b> · With top-mounted motors	7
<b>CUBE SERIES</b> · Compact models	13
<b>TO SERIES</b> · With top-mounted turbines	17
<b>TEC SERIES</b> · With rear turbines	23
<b>M&amp;T SERIES</b> · With rear motors/turbines	27
<b>X-VECTOR SERIES</b> · Industrial Dust Extractors	37
<b>ATEX SERIES</b> · Explosion-proof Atex units	39
<b>OIL SERIES</b> · Oil resistant systems	45
<b>PAK SERIES</b> · Top loading units	49
<b>MEGA</b> · High performance systems	53
<b>ATTACHMENTS</b> · To adapt and specialize...	57






# THE STRENGTH OF A GLOBAL GROUP...

TMB was founded in 1980 through the visionary impulse and technical genius of its founder and throughout its glorious history, has played a dominant role as a leading manufacturer of professional and industrial vacuum cleaners.


The evolution and growth of the company and its entry into a prestigious Italian industrial group, have resulted in its current position as the manufacturer of the world's most complete range of vacuum cleaners and floor machines, with clients in every part of the globe.





## ...THE PERSONAL TOUCH OF A FAMILY

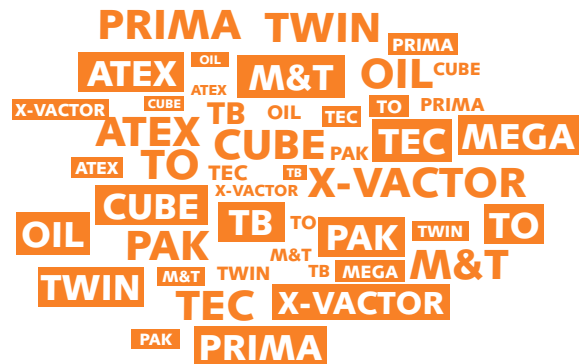
We consider our clients an integral part of our company and members of the TMB family. We accompany them as partners in our shared journey to provide efficient solutions to all industrial vacuum needs, with constant support, consultation and our undivided personal attention.



# Unlimited POTENTIAL



TMB Industrial Vacuum Cleaners are grouped into major product categories which together with our vast array of specialized accessories, filters, adaptations and additional features, cover the large spectrum of all industrial vacuum exigencies. In fact, this process has produced so many different models, that are too numerous to include in any single catalog, but are all available to our clients.



Therefore, in addition to the models listed in this catalog, we offer our clients an unlimited resource of **SPECIFIC VACUUM SOLUTIONS**, and our **UNIQUE SALES METHOD** based on direct training of our distributors' sales teams and ongoing sales consultation to offer specific solutions for each industry and custom-made machines based on each particular application.

## Guaranteed SUCCESS



**TECHNICAL  
SALES TRAINING**



**INDUSTRY SPECIFIC  
SALES TRAINING**



**ONGOING SALES  
CONSULTATION**



# PRIMA Series



**Industrial Vacuum Cleaners  
with top-mounted motors**



## PRIMA Series

WITH TOP-MOUNTED MOTORS



TLT70



TNG55



### HIGHLIGHTS

- The power of two-stage bypass motors and the sturdy frame of an industrial vacuum cleaner
- Multiple motors (2 or 3) provide excellent air flow
- Multi-sectorial and adaptable to diverse applications
- Dedicated filtration chamber to guarantee maximum filtration surface area
- Wet & dry function using liquid level detection devices (optional)







## PRIMA Series

WITH TOP-MOUNTED MOTORS



2 M



3 M



2 L



3L



2 LP



3 LP

# PRIMA Series

WITH TOP-MOUNTED MOTORS

## SPECIAL FEATURES



Tangential tank entry creates a vortex of incoming dust. Helps keep the filter clean.



Autonomous filter cleaning mechanism shakes the filter continuously during operation. Convenient knob on the tank for manual filter shaking.



Internal cyclone cone. To further protect the filter from dust and debris.



Steel motorhead is unbreakable. Great for rentals!



Easy roll-out lower tank.



Robust frame. Wheels with brakes. Convenient attachments compartment.



Peephole to check contents' level.



Various filter classes available (optional):  
Class L  
Class M  
Class H Hepa with PTFE membrane



## PRIMA Series

WITH TOP-MOUNTED MOTORS



### LP models

#### **LONGOPAC** SAFE AND DUST-FREE DISPOSAL SYSTEM

- Continuous drop-down bag delivery system
- Dust is collected in the strong and resistant 3-ply plastic bag
- Bag will be closed and sealed externally for DUST-FREE disposal – no dust will be dispersed back into the environment during disposal
- Conveniently housed in a wheeled base for easy removal
- The entire bag system is easily interchangeable with the standard lower tank, if needed








Modular interchangeable system: same machine can be used with Longopac or with a standard tank.

# PRIMA Series

WITH TOP MOUNTED MOTORS

## SUPPLIED FILTERS AND ATTACHMENTS

	Code	Model	DESCRIPTION
	405422	ALL except for TLT 70 - TNG 55	Star shaped filter - polyester, class L
	458632	TNG 55	Star shaped filter - polyester, class L
	448160	TLT 70	Cartridge filter, class M - PTFE
	225439	TLT 70	TOP accessory kit Ø 40
	400579	ALL except for TLT 70	Inlet reducer cuff 70 > 50

## TECHNICAL SPECIFICATIONS

		TLT70	TNG55	2 PS	2 PM	3 M	2 L	3 L	2 LP	3 LP
Code		111110	110980	109514	109515	109525	109526	109527	109528	109529
Voltage-frequency	V-phase-Hz	230 50/60	230 50/60	230-1- 50/60	230-1- 50/60	230-1- 50/60	230-1- 50/60	230-1- 50/60	230-1- 50/60	230-1- 50/60
Power - max	W	3300	3300	2400	2400	3600	2400	3600	2400	3600
Nr. of motors		3	3	2	2	3	2	3	2	3
Motor type		2-stage bypass	2-stage bypass	2-stage bypass	2-stage bypass	2-stage bypass	2-stage bypass	2-stage bypass	2-stage bypass	2-stage bypass
Vacuum power	mm H <sub>2</sub> O	2200	2200	2500	2500	2500	2500	2500	2500	2500
Air flow	m <sup>3</sup> /h	470	470	430	430	650	430	650	430	650
Tank volume	Liter	70	55	40	60	60	100	100	n/a	n/a
Filtration surface area	cm <sup>2</sup>	5000	10000	19500	19500	19500	19500	19500	19500	19500
Protection class	IP	IPX4	IPX4	IPX4	IPX4	IPX4	IPX4	IPX4	IPX4	IPX4
Noise level	dB	73	73	72	72	73	72	73	72	73
Machine dimensions	cm	64x54x123	61x62x133	61x85x115	61x85x120	64x87x132	64x87x150	64x87x150	64x87x150	64x87x150
Packaged dimensions	cm	61x65x155	61x65x155	70x92x185	70x92x185	70x92x185	70x92x185	70x92x185	70x92x185	70x92x185
Net weight	kg	35	40	63	65	85	82	86	86	90
Gross weight	kg	42	47	70	72	93	90	94	94	98

## ON DEMAND

### RECOMMENDED ATTACHMENT KITS

Kit Standard Ø40mm	Code 217177	Kit Extra Ø50mm	Code 217181
			

**STAINLESS  
AISI 304  
STEEL**

ALL MODELS ALSO  
AVAILABLE WITH UPPER &  
LOWER STAINLESS STEEL  
TANKS (BY REQUEST)



ALL MODELS ALSO  
AVAILABLE IN WET/DRY  
VERSION (BY REQUEST)

For all other optional filters and attachments, please see pag. 57

# CUBE Series



## Compact Industrial Vacuum Cleaners



## CUBE Series

COMPACT INDUSTRIAL VACUUM CLEANERS



CUBE 20  
CUBE 30  
CUBE 40



Detachable tank for ease of emptying and transport

### HIGHLIGHTS

- Maximum output in minimal space
- Compact, manageable and easy to move
- Entry level wet/dry industrial vacuums for great quality and value
- The coaxial induction turbine in CUBE 30 and CUBE 40 provides optimal performance, durability and continuous duty
- Cube 20 boasts the highest possible suction power in a single-motor unit thanks to the large tangential bypass motor with 2-stage tapered fan, and with extra long life (+1500 hours)
- Ideal for use in small spaces, indoors or outdoors





## CUBE Series

COMPACT INDUSTRIAL VACUUM CLEANERS



**CUBE 30**  
**CUBE 40**



**CUBE 20**

### SPECIAL FEATURES



Manual filter shaking mechanism with knob positioned conveniently on the tank.



Manometer indicates saturation level of filter, to signal the need for filter cleaning.



Large rear wheels.  
Front wheels with brakes.



Floater mechanism blocks suction when liquid in tank reaches the maximum level.



Various filter classes available (optional):  
Class L  
Class M  
Class H Hepa with PTFE membrane



# CUBE Series

COMPACT INDUSTRIAL VACUUM CLEANERS

## SUPPLIED FILTERS AND ATTACHMENTS

	Code	Model	DESCRIPTION
	417445	ALL	Cylindrical filter - polyester, class L

## TECHNICAL SPECIFICATIONS

		CUBE 20	CUBE 30	CUBE 40
Code		109080	109000	108850
Voltage-Frequency	V-phase-Hz	230-1-50/60	230-1-50	400-3-50
Power - max	W - HP	1500 - 2hp	2200 - 3hp	3000 - 4hp
Motor type		2-stage tangential bypass	coaxial induction turbine	coaxial induction turbine
Vacuum power	mm H <sub>2</sub> O	3000	3200	3200
Air flow	m <sup>3</sup> /h	240	350	350
Tank volume	Liter	77	77	77
Filtration surface area	cm <sup>2</sup>	5000	5000	5000
Protection class	IP	IPX4	IPX4	IPX4
Noise level	dB	72	70	70
Machine dimensions	cm	53x60x130	53x60x130	53x60x130
Packaged dimensions	cm	53x61x155	53x61x155	53x61x155
Net weight	kg	42	65	68
Gross weight	kg	49	72	75

## ON DEMAND

RECOMMENDED ATTACHMENT KITS					
Kit Carwash Ø40mm	Code 228784	Kit TOP Ø40mm	Code 225439	Drain pipe	Code 230997
					
				to be installed during production	

For all other optional filters and attachments, please see pag. 57

# TO Series



**Industrial Vacuum Cleaners with  
top-mounted turbines**

## TO Series

WITH TOP-MOUNTED TURBINES



Modelli TO M



Modelli TO L



Modelli TO LP

### HIGHLIGHTS

- Universal, multipurpose industrial vacuum cleaners
- Robust all-steel structure
- Coaxial induction turbines provide powerful suction, continuous duty and durability and are maintenance-free
- A valuable tool for all work sites such as factories, warehouses, workshops





## TO Series

WITH TOP-MOUNTED TURBINES

### SPECIAL FEATURES

- Special configuration of the coaxial induction turbine provides EXTRA LONG LIFE and durability
- Completely maintenance-free
- Continuous duty



Smart mechanism for lowering and detaching tanks by raising a handy lever. Both tanks easily roll out. Effortless and convenient.



Turbine remains always in place. No need to ever lift the heavy turbine to access the filter.

# TO Series

WITH TOP-MOUNTED TURBINES

## SPECIAL FEATURES



Tangential tank entry creates a vortex of incoming dust. Helps keep the filter clean.



Autonomous filter cleaning mechanism shakes the filter continuously during operation. Convenient knob on the tank for manual filter shaking.



Internal cyclone cone. To further protect the filter from dust and debris.



Manometer indicates saturation level of filter, to signal the need for filter cleaning.



Peephole to check contents' level.

- Robust frame
- Wheels with brakes
- Convenient attachments compartment



Various filter classes available (optional):  
Class L  
Class M  
Class H Hepa with PTFE membrane

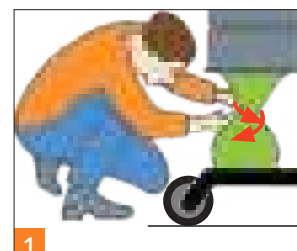






## TO Series

WITH TOP-MOUNTED TURBINES



### TO LP models

#### LONGOPAC

SAFE AND DUST-FREE DISPOSAL SYSTEM

- Continuous drop-down bag delivery system
- Dust is collected in the strong and resistant 3-ply plastic bag
- Bag will be closed and sealed externally for DUST-FREE disposal – no dust will be dispersed back into the environment during disposal
- Conveniently housed in a wheeled base for easy removal
- The entire bag system is easily interchangeable with the standard lower tank, if needed



Modular interchangeable system: same machine can be used with Longopac or with a standard tank.





# TO Series

WITH TOP-MOUNTED TURBINES



## SUPPLIED FILTERS AND ATTACHMENTS

	Code	Model	DESCRIPTION
	405422	ALL	Star shaped filter - polyester, class L
	400579	ALL	Inlet reducer cuff 70 > 50

## TECHNICAL SPECIFICATIONS

		TO 30 M	TO 40 M	TO 30 L	TO 40 L	TO 55 L	TO 30 LP	TO 40 LP	TO 55 LP
Code		109404	109052	109403	109051	109540	109530	109460	109541
Voltage-Frequency	V-phase-Hz	230-1-50	400-3-50	230-1-50	400-3-50	400-3-50	230-1-50	400-3-50	400-3-50
Power - max	W - hp	2200 - 3hp	3000 - 4hp	2200 - 3hp	3000 - 4hp	4000 - 5,5hp	2200 - 3hp	3000 - 4hp	4000-5,5hp
Turbine type		coaxial induction	coaxial induction	coaxial induction	coaxial induction	coaxial induction	coaxial induction	coaxial induction	coaxial induction
Nr. of turbine stages		1 stage	1 stage	1 stage	1 stage	1 stage	1 stage	1 stage	1 stage
Vacuum power	mm H <sub>2</sub> O	3200	3200	3200	3200	3300	3200	3200	3300
Air flow	m <sup>3</sup> /h	350	350	350	350	380	350	350	380
Tank volume	Liter	60	60	100	100	100	n/a	n/a	n/a
Filtration surface area	cm <sup>2</sup>	19500	19500	19500	19500	19500	19500	19500	19500
Protection class	IP	IPX4	IPX4	IPX4	IPX4	IPX4	IPX4	IPX4	IPX4
Noise level	dB	71	71	71	71	71	71	71	71
Machine dimensions	cm	63x86x155	63x86x155	63x86x175	63x86x175	63x86x175	63x86x175	63x86x175	63x86x175
Packaged dimensions	cm	70x92x195	70x92x195	70x92x195	70x92x195	70x92x195	70x92x195	70x92x195	70x92x195
Net weight	kg	94	94	96	98	98	100	102	102
Gross weight	kg	104	104	106	108	108	110	112	112

## ON DEMAND

RECOMMENDED ATTACHMENT KITS			
Kit Standard Ø40mm	Code 217177	Kit Extra Ø50mm	Code 217181
			

**STAINLESS  
AISI 304  
STEEL**

ALL MODELS ALSO  
AVAILABLE WITH UPPER &  
LOWER STAINLESS STEEL  
TANKS (BY REQUEST)



ALL MODELS ALSO  
AVAILABLE IN WET/DRY  
VERSION (BY REQUEST)

For all other optional filters and attachments, please see pag. 57



# TEC Series



**Industrial Vacuum Cleaners  
with rear turbines**

# TEC Series

WITH REAR TURBINES



TEC models

TEC LP models

## HIGHLIGHTS

- Industrial vacuum cleaners with rear-mounted enclosed coaxial induction turbines
- Rear position of turbine permits the use of larger two-stage turbines for extra suction power and higher air flow
- Cabin enclosure protects the turbines from external elements and acts as a sound barrier reducing excessive noise
- Robust all steel structure and frame
- Mobile and maneuverable
- Essential equipment for a wide variety of heavy duty industrial applications where higher suction power and air flow are required

## SPECIAL FEATURES



Convenient on-board attachments compartment.

Rear cabin compartment encloses the turbine to protect it from environmental factors.

Large wheels for transport over all terrains. Brakes to immobilize the machine.



Manual filter shaking mechanism for cleaner filters (where applicable).



Internal cyclone cone. To further protect the filter from dust and debris.



Handy lever to easily lower the tank. Tank rolls out on wheels.



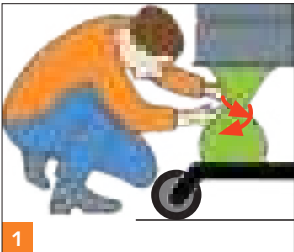
Two-stage turbines for extra suction power and extra air flow (75P & 75S models).





# TEC Series

WITH REAR TURBINES



## TEC LP models

### LONGOPAC SAFE AND DUST-FREE DISPOSAL SYSTEM

- Continuous drop-down bag delivery system
- Dust is collected in the strong and resistant 3-ply plastic bag
- Bag will be closed and sealed externally for DUST-FREE disposal – no dust will be dispersed back into the environment during disposal
- Conveniently housed in a wheeled base for easy removal
- The entire bag system is easily interchangeable with the standard lower tank, if needed



Modular interchangeable system: same machine can be used with Longopac or with a standard tank.





# TEC Series

WITH REAR TURBINES



## SUPPLIED FILTERS AND ATTACHMENTS

	Code	Model	DESCRIPTION
	405422	ALL	Star shaped filter - polyester, class L
	400579	ALL	Inlet reducer cuff 70 > 50

## TECHNICAL SPECIFICATIONS

		TEC 30 - TEC 30 LP	TEC 40 - TEC 40 LP	TEC 55 - TEC 55 LP	TEC 75P - TEC 75P LP	TEC 75S - TEC 75S LP
Voltage-Frequency	V-phase-Hz	230-1-50	400-3-50	400-3-50	400-3-50	400-3-50
Power - max	W - hp	2200 - 3hp	3000 - 4hp	4000 - 5,5hp	5500 - 7,5hp	5500 - 7,5hp
Turbine type		coaxial induction	coaxial induction	coaxial induction	coaxial induction	coaxial induction
Nr. of turbine stages		1-stage	1-stage	1-stage	2-stage parallel	2-stage serial
Vacuum power	mm H <sub>2</sub> O	3200	3200	3300	3600	5100
Air flow	m <sup>3</sup> /h	350	350	380	620	400
Tank volume	Liter	100	100	100	100	100
Filtration surface area	cm <sup>2</sup>	19500	19500	19500	19500	19500
Protection class	IP	IPX4	IPX4	IPX4	IPX4	IPX4
Noise level	dB	70	70	70	70	70
Machine dimensions	cm	65x130x150	65x130x150	65x130x150	65x130x150	65x130x150
Packaged dimensions	cm	70x130x175	70x130x175	70x130x175	70x130x175	70x130x175
Net weight	kg	113-117	115-119	115-119	165-169	165-169
Gross weight	kg	123-127	125-129	125-129	175-179	175-179

Model	TEC 30	TEC 40	TEC 55
Code	109560	109562	109563

Model	TEC 75P	TEC 75S
Code	109401	109564

Model	TEC 30 LP	TEC 40 LP	TEC 55 LP
Code	109580	109581	109582

Model	TEC 75P LP	TEC 75S LP
Code	109583	109584

## ON DEMAND

RECOMMENDED ATTACHMENT KITS			
Kit Standard Ø40mm	Code 217177	Kit Extra Ø50mm	Code 217181
			

**STAINLESS  
AISI 304  
STEEL**

ALL MODELS ALSO  
AVAILABLE WITH UPPER &  
LOWER STAINLESS STEEL  
TANKS (BY REQUEST)



ALL MODELS ALSO  
AVAILABLE IN WET/DRY  
VERSION (BY REQUEST)

For all other optional filters and attachments, please see pag. 57

# M&T Series



**Industrial Vacuum Cleaners  
with rear motors or turbines**



## M&T Series

WITH REAR MOTORS



M 2M SE



M 3M SE



M 3L SE



M 2M SA



M 3M SA



M 3L SA

### HIGHLIGHTS

- Industrial vacuum cleaners with rear-mounted enclosed motors
- Cabin enclosure protects the motors from external elements and acts as a sound barrier reducing excessive noise
- Robust all steel frame and chassis
- Mobile and maneuverable
- Elegant and sophisticated design
- User friendly interface
- Mutipurpose applications in a wide variety of industries



## M&T Series

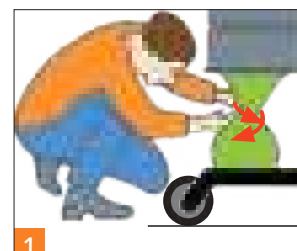
WITH REAR MOTORS



M 3 LP SE



M 3 LP SA



### SPECIAL FEATURES



Rear motor housing for motor protection and noise reduction. Convenient attachment compartment.



Electrically assisted filter shaking mechanism, at the push of a button (SE models). User friendly front control panel.



Internal cyclone cone. To further protect the filter from dust and debris.



Fully automatic hands-free filter shaking mechanism shakes the filter at regularly set intervals (SA models).



Various filter classes available (optional):  
Class L  
Class M  
Class H Hepa with PTFE membrane



Easy to open hinged lid provides effortless access to the filter chamber containing a star-shaped filter with large filtration surface area.



## M&T Series

WITH REAR MOTORS





### SPECIAL FEATURES



# M&T Series

WITH REAR MOTORS

## SUPPLIED FILTERS AND ATTACHMENTS

	Code	Model	DESCRIPTION
	405422	ALL	Star shaped filter - polyester, class L
	400579	ALL	Inlet reducer cuff 70 > 50

## TECHNICAL SPECIFICATIONS

		M 2 M SE	M 3 M SE	M 3 L SE	M 3 LP SE	M 2 M SA	M 3 M SA	M 3 L SA	M 3 LP SA
Code		103856	106301	103857	109543	104010	106300	104011	109544
Voltage-Frequency	V-phase-Hz	230-1-50/60	230-1-50/60	230-1-50/60	230-1-50/60	230-1-50/60	230-1-50/60	230-1-50/60	230-1-50/60
Power - max	W	2400	3600	3600	3600	2400	3600	3600	3600
Nr. of motors		2	3	3	3	2	3	3	3
Motor type		2-stage bypass	2-stage bypass	2-stage bypass	2-stage bypass	2-stage bypass	2-stage bypass	2-stage bypass	2-stage bypass
Vacuum power	mm H <sub>2</sub> O	2500	2500	2500	2500	2500	2500	2500	2500
Air flow	m <sup>3</sup> /h	430	650	650	650	430	650	650	650
Tank volume	Liter	60	60	100	n/a	60	60	100	n/a
Filtration surface area	cm <sup>2</sup>	19500	19500	19500	19500	19500	19500	19500	19500
Protection class	IP	IPX4	IPX4	IPX4	IPX4	IPX4	IPX4	IPX4	IPX4
Noise level	dB	72	73	73	73	72	73	73	73
Machine dimensions	cm	66x62x127	66x62x127	66x92x146	66x92x146	66x62x127	66x62x127	66x92x146	66x92x146
Packaged dimensions	cm	70x92x180	70x92x180	70x92x180	70x92x180	70x92x180	70x92x180	70x92x180	70x92x180
Net weight	kg	98	103	108	118	103	108	118	118
Gross weight	kg	105	110	115	125	110	118	125	125

## ON DEMAND

### RECOMMENDED ATTACHMENT KITS

Kit Standard Ø40mm	Code 217177	Kit Extra Ø50mm	Code 217181
			

**STAINLESS  
AISI 304  
STEEL**

ALL MODELS ALSO AVAILABLE WITH UPPER & LOWER STAINLESS STEEL TANKS (BY REQUEST)



ALL MODELS ALSO AVAILABLE IN WET/DRY VERSION (BY REQUEST)

For all other optional filters and attachments, please see pag. 57

## M&T Series

WITH REAR TURBINES




Modelli T



Modelli T LP

### HIGHLIGHTS

- Industrial vacuum cleaners with rear-mounted enclosed coaxial induction turbines for continuous duty
- Rear position of turbine permits the use of larger two-stage turbines for extra suction power and higher air flow
- Cabin enclosure protects the turbines from external elements and acts as a sound barrier reducing excessive noise
- Robust all steel frame and chassis
- Mobile and maneuverable
- Elegant and sophisticated design
- User friendly interface
- Multipurpose applications in a wide variety of industries





## M&T Series

WITH REAR TURBINES

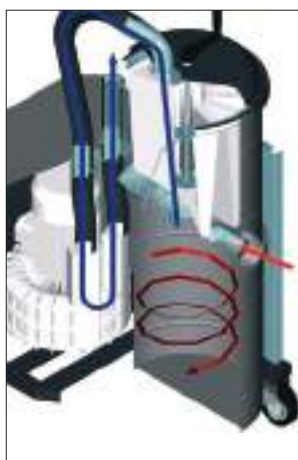


Modelli T SA



Modelli T LP SA

### SPECIAL FEATURES



Tangential tank entry creates a vortex of incoming dust. Helps keep the filter clean.



Manual filter shaking mechanism with ergonomic handle (non SA models)



Easy to open hinged lid provides effortless access to the filter chamber.



Internal cyclone cone. To further protect the filter from dust and debris.



Various filter classes available (optional):  
Class L  
Class M  
Class H Hepa with PTFE membrane

# M&T Series

WITH REAR TURBINES

## SPECIAL FEATURES



## AUTOMATIC FILTER SHAKING (SA MODELS)

Sophisticated electronically controlled mechanism

Two operating modes:

- **FULLY AUTOMATIC:** The filter is shaken at regularly set intervals during which vacuum function is briefly suspended and the filter shaking mechanism comes into action. At the end of the cleaning cycle, the vacuum function is resumed automatically.
- **MANUAL MODE:** Manual mode can be selected to permit the operator to activate the filter shaking mechanism whenever needed, at the push of a button.








## M&T Series

WITH REAR TURBINES



### M&T LP models

#### LONGOPAC SAFE AND DUST-FREE DISPOSAL SYSTEM

- Continuous drop-down bag delivery system
- Dust is collected in the strong and resistant 3-ply plastic bag
- Bag will be closed and sealed externally for DUST-FREE disposal – no dust will be dispersed back into the environment during disposal
- Conveniently housed in a wheeled base for easy removal
- The entire bag system is easily interchangeable with the standard lower tank, if needed





Modular interchangeable system: same machine can be used with Longopac or with a standard tank.



# M&T Series

WITH REAR TURBINES

## SUPPLIED FILTERS AND ATTACHMENTS

	Code	Model	DESCRIPTION
	405422	ALL	Star shaped filter - polyester, class L
	400579	ALL	Inlet reducer cuff 70 > 50

## TECHNICAL SPECIFICATIONS

		T 30	T 40	T 55	T 75P	T 75S	T 30 LP	T 40 LP	T 55 LP	T 75P LP	T 75S LP
		T 30 SA	T 40 SA	T 55 SA	T 75P SA	T 75S SA	T 30 LP SA	T 40 LP SA	T 55 LP SA	T 75P LP SA	T 75S LP SA
Voltage-Frequency	V-phase-Hz	230-1-50	400-3-50	400-3-50	400-3-50	400-3-50	230-1-50	400-3-50	400-3-50	400-3-50	400-3-50
Power - max	W - hp	2200 - 3hp	3000 - 4hp	4000 - 5,5hp	5500 - 7,5hp	5500 - 7,5hp	2200 - 3hp	3000 - 4hp	4000 - 5,5hp	5500 - 7,5hp	5500 - 7,5hp
Turbine type		coaxial induction	coaxial induction	coaxial induction	coaxial induction	coaxial induction	coaxial induction	coaxial induction	coaxial induction	coaxial induction	coaxial induction
Nr. of turbine stages		1-stage	1-stage	1-stage	2-stage parallel	2-stage serial	1-stage	1-stage	1-stage	2-stage parallel	2-stage serial
Vacuum power	mm H <sub>2</sub> O	3200	3200	3300	3600	5100	3200	3200	3300	3600	5100
Air flow	m <sup>3</sup> /h	350	350	380	620	400	350	350	380	620	400
Tank volume	Liter	100	100	100	100	100	n/a	n/a	n/a	n/a	n/a
Filtration surface area	cm <sup>2</sup>	19500	19500	19500	19500	19500	19500	19500	19500	19500	19500
Protection class	IP	IPX4	IPX4	IPX4	IPX4	IPX4	IPX4	IPX4	IPX4	IPX4	IPX4
Noise level	dB	70	70	70	70	70	70	70	70	70	70
Machine dimensions	cm	66x110x160 66x110x150	66x110x160 66x110x150	66x110x160 66x110x150	66x110x160 66x110x150	66x110x160 66x110x150	66x110x160 66x110x150	66x110x160 66x110x150	66x110x160 66x110x150	66x110x160 66x110x150	66x110x160 66x110x150
Packaged dimensions	cm	70x130x180	70x130x180	70x130x180	70x130x180	70x130x180	70x130x180	70x130x180	70x130x180	70x130x180	70x130x180
Net weight	kg	137	140	140	158	158	141	144	144	162	162
Gross weight	kg	147	150	150	168	168	151	154	154	172	172

Model	T 30	T 40	T 55	T 75P	T 75S	T 30 LP	T 40 LP	T 55 LP	T 75P LP	T 75S LP
Code	109595	103953	109660	103955	103956	109594	109545	109546	109547	109548

Model	T 30 SA	T 40 SA	T 55 SA	T 75P SA	T 75S SA	T 30 LP SA	T 40 LP SA	T 55 LP SA	T 75P LP SA	T 75S LP SA
Code	109596	103960	109661	103958	103957	109600	109601	109602	109603	109604

## ON DEMAND

RECOMMENDED ATTACHMENT KITS			
Kit Standard Ø40mm	Code 217177	Kit Extra Ø50mm	Code 217181
			

**STAINLESS  
AISI 304  
STEEL**

ALL MODELS ALSO  
AVAILABLE WITH UPPER &  
LOWER STAINLESS STEEL  
TANKS (BY REQUEST)



ALL MODELS ALSO  
AVAILABLE IN WET/DRY  
VERSION (BY REQUEST)

For all other optional filters and attachments, please see pag. 57



# X-VACTOR Series



## Industrial Dust Extractors

# X-Vactor Series

## INDUSTRIAL DUST EXTRACTORS

Socket for hand tools with remote control feature.

Hand tools can be plugged into and connected with the vacuum cleaner to remove dust directly from the source. Vacuum function is automatically turned on and off through the hand tool.

Convenient and safe waste collection system in a plastic garbage bag which can be sealed externally and discarded.

Reverse flow filter cleaning mechanism.

Tangential vacuum inlet further helps in keeping the filter clean. Vacuum inlet seal to prevent dust from dispersing back into the environment.

Robust wheels and all steel chassis.



### CYCLONE DRY



Double-walled filtration chamber: incoming dust enters the unit between two wall layers to create a dust cyclone and help keep the filter clean. Cartridge filter with a large filtration surface area.

Various filter classes available (optional):  
Class L  
Class M  
Class H Hepa with PTFE membrane



## HIGHLIGHTS

- Industrial vacuum cleaner for dust extraction
- With remote control feature for use with hand tools
- Equipped with reverse flow filter cleaning mechanism
- Designed to be lightweight and maneuverable yet robust and resistant
- Perfect for use on job sites, to eliminate dust and promote a cleaner and healthier work environment



Full attachment kit (diam. 40 mm) supplied with Cyclone Dry



Supplied with class L cartridge filter

cod. 417423

## TECHNICAL SPECIFICATIONS

		CYCLONE DRY
Codice		100932
Voltage-Frequency	V-phase-Hz	230-1-50/60
Power - max	W - HP	1200
Nr. of motors/turbines		1 motor
Motor/turbine type		2-stage bypass
Vacuum power	mm H <sub>2</sub> O	2500
Air flow	m <sup>3</sup> /h	210
Filtration surface area	cm <sup>2</sup>	1000
Protection class	IP	IPX4
Noise level	dB	70
Machine dimensions	cm	54x60x112
Packaged dimensions	cm	60x70x115
Net weight	kg	20
Gross weight	kg	24

# Serie ATEX



## Explosion-proof Industrial Vacuum Cleaners

## Atex Series

EXPLOSION-PROOF



AT22-30 XS  
AT22-40 XS



AT22-30 S  
AT22-40 S

### HIGHLIGHTS

- Essential equipment to minimize the risk of explosion in potentially hazardous environments
- Explosion proof ATEX certified for dust Zone 22 in compliance with the new European ATEX directive 2014/34/EU:
  - > Zone 22 – A place in which an explosive atmosphere in the form of a cloud of combustible dust in air is not likely to occur in normal operation but, if it does occur, will persist for a short period only.
- Some examples of such environments include: flour and grain mills, bakeries, sites in which electrostatically charged particles are present, etc...



**SAFETY FIRST!**





## Atex Series

EXPLOSION-PROOF



AT22-30 M  
AT22-40 M



AT22-30 L  
AT22-40 L

### SPECIAL FEATURES



Special configuration of the coaxial induction turbine (AT22 M & L models) provides EXTRA LONG LIFE and durability. Completely maintenance-free. Continuous duty.



Tangential tank entry creates a vortex of incoming dust. Helps keep the filter clean.



Internal cyclone cone. To further protect the filter from dust and debris.



Smart mechanism for lowering and detaching tanks by raising a handy lever. Both tanks easily roll out while the turbine remains always in place (AT22 M & L models). No need to ever lift the heavy turbine to access the filter.

Stainless steel tank and filtration chamber in AISI304.



Autonomous filter shaking mechanism shakes the filter continuously during operation. Convenient knob on the tank for manual filter shaking.



## Atex Series

EXPLOSION-PROOF

*non-electric*



AT22-A XS



AT22-A S

### HIGHLIGHTS

- Non-electric units, powered by compressed air
- Explosion proof ATEX certified for dust Zone 22 in compliance with the new European ATEX directive 2014/34/EU:
  - > Zone 22 – A place in which an explosive atmosphere in the form of a cloud of combustible dust in air is not likely to occur in normal operation but, if it does occur, will persist for a short period only.
- Some examples of such environments include: flour and grain mills, bakeries, sites in which electrostatically charged particles are present, etc...

### SAFETY FIRST!





*non-electric*

## Atex Series

EXPLOSION-PROOF



AT22-A M



AT22-A L

### SPECIAL FEATURES



Non-electric.  
Powered by compressed  
air.  
Pressure regulator allows  
the adjustment of com-  
pressed air for optimal  
performance.



Tangential tank entry  
creates a vortex of  
incoming dust. Helps keep  
the filter clean.



Stainless steel tank and  
filtration chamber in  
AISI304.



Internal cyclone cone.  
To further protect the filter  
from dust and debris.



Convenient lever to lower  
and detach the easy roll-  
out lower tank.





Manual filter shaking  
mechanism with  
ergonomic handle.

# Atex Series

## EXPLOSION-PROOF



### SUPPLIED FILTERS AND ATTACHMENTS

	Code	Model	DESCRIPTION
	222903	XS - S models	Star shaped filter, complete - antistatic, class L
	217848	M - L models	
	400582	ALL	Inlet reducer cuff 70 > 50 - stainless steel

### TECHNICAL SPECIFICATIONS

		AT22-30 XS	AT22-40 XS	AT22-30 S	AT22-40 S	AT22-30 M	AT22-40 M	AT22-30 L	AT22-40 L
Code		109612	109613	109614	109615	109616	109410	109617	109411
Voltage-Frequency	V-Phase-Hz	230-1-50	400-3-50	230-1-50	400-3-50	230-1-50	400-3-50	230-1-50	400-3-50
Power - max	W - hp	2200 - 3hp	3000 - 4hp	2200 - 3hp	3000 - 4hp	2200 - 3hp	3000 - 4hp	2200 - 3hp	3000 - 4hp
Turbine type		coaxial induction	coaxial induction	coaxial induction	coaxial induction	coaxial induction	coaxial induction	coaxial induction	coaxial induction
Nr. of turbine stages		1-stage	1-stage	1-stage	1-stage	1-stage	1-stage	1-stage	1-stage
Vacuum power	mm H <sub>2</sub> O	3200	3200	3200	3200	3200	3200	3200	3200
Air flow	m <sup>3</sup> /h	350	350	350	350	350	350	350	350
Tank volume	Liter	30	30	50	50	60	60	100	100
Filtration surface area	cm <sup>2</sup>	13000	13000	13000	13000	19500	19500	19500	19500
Protection class	IP	IP65	IP65	IP65	IP65	IP65	IP65	IP65	IP65
Noise level	dB	71	71	71	71	71	71	71	71
Machine dimensions	cm	66x60x130	66x60x130	66x60x149	66x60x149	63x86x155	63x86x155	63x86x175	63x86x175
Packaged dimensions	cm	70x92x180	70x92x180	70x92x180	70x92x180	70x92x195	70x92x195	70x92x195	70x92x195
Net weight	kg	60	60	80	80	94	94	98	98
Gross weight	kg	66	66	85	85	104	104	108	108

		AT22-A XS	AT22-A S	AT22-A M	AT22-A L
Code		107110	107100	104071	104072
Air Consumption at 6 bar	l/m	1600	1600	1600	1600
Required air pressure	bar	4 - 9	4 - 9	4 - 9	4 - 9
Vacuum power at 6 bar	mm H <sub>2</sub> O	4600	4600	4600	4600
Air flow at 6 bar	m <sup>3</sup> /h	408	408	408	408
Tank volume	Liter	30	50	60	100
Compressed air connection	inches	3/8"	3/8"	3/8"	3/8"
Filtration surface area	cm <sup>2</sup>	13000	13000	19500	19500
Protection class	IP	IP65	IP65	IP65	IP65
Noise level	dB	70	70	70	70
Machine dimensions	cm	70x75x135	70x75x135	66x85x140	66x85x155
Packaged dimensions	cm	70x75x175	70x75x175	70x92x185	70x92x185
Net weight	kg	34	35	84	84
Gross weight	kg	43	45	98	98

### ON DEMAND

RECOMMENDED ATTACHMENT KITS	
Kit Antistatic Ø40mm	Code 217182
	
Kit Antistatic Ø50mm	Code 217183
	

For all other optional filters and attachments, please see pag. 57

# OIL Series



**Industrial Vacuum Cleaners  
for Oil, lubricants and swarf**



# OIL Series

FOR OIL, LUBRICANTS AND SWarf



OIL 2L

## HIGHLIGHTS

- Machines specifically designed and specialized to vacuum oil and lubricants, and mixtures of swarf and coolants
- Essential equipment for all metal lathing and machining operations, as well as computer numerical control centers (CNC)
- Designed to separate swarf from oil and lubricants, to recycle and re-use
- Structural resistance to withstand exposure to corrosive oils and abrasive particles



Oil-resistant components and structure will resist against corrosion caused by industrial oils and lubricants.





## OIL Series

FOR OIL, LUBRICANTS AND SWARF



OIL 2 XL



OIL 40 XL

### SPECIAL FEATURES



All-steel frame and structure to resist against abrasion and physical stress.



Evacuation pump (models OIL 2 XL – OIL 40 XL) empties the liquid contents of the tank into the desired container to be recycled and re-used.



Steel swarf separator (OIL 2L) separates solid components from the liquid, to be sent directly for disposal or recycling.



Mechanical floater device (OIL 2L) closes off vacuum channel when the liquid in the tank rises to its maximum level. Electronic floater device also available (OIL 2 XL, OIL 40 XL).







Drain pipe to facilitate emptying operations.

# OIL Series

FOR OIL,LUBRICANTS AND SWARF



## SUPPLIED FILTERS AND ATTACHMENTS

	Code	Model	DESCRIPTION
	417434	OIL 2 XL OIL 40 XL	Swarf separator filter - nylon
	430722	OIL 2 L	Cylindrical filter - polyester
	400579	OIL 2 L	Inlet reducer cuff 70 > 50
	221075	OIL 2 L	Swarf separator kit

## TECHNICAL SPECIFICATIONS

		OIL 2 L	OIL 2 XL	OIL 40 XL
Code		104910	104911	104913
Voltage-Frequency	V-phase-Hz	230-1-50/60	230-1-50/60	400-3-50
Power (motors) - max	W - hp	2400	2400	3000 - 4 hp
Power (pump)	W	n/a	750	750
Nr. of motors/turbines		2 motors	2 motors	1 turbine
Motor/turbine type		2-stage bypass	2-stage bypass	Coaxial induction
Vacuum power	mm H <sub>2</sub> O	2500	2500	3200
Air flow	m <sup>3</sup> /h	430	430	350
Tank volume	Liter	100	120	120
Liquid level detection system		Mechanical	Electronic	Electronic
Pump pressure - max	bar	n/a	6	6
Pump flow rate - max	l/m	n/a	30	30
Protection class	IP	IPX4	IPX4	IPX4
Noise level	dB	71	71	71
Machine dimensions	cm	66x92x131	74x86x168	66x124x168
Packaged dimensions	cm	70x92x180	70x92x180	70x130x180
Net weight	kg	89	86	168
Gross weight	kg	105	102	190


## ON DEMAND



ALL MODELS ALSO  
AVAILABLE WITH UPPER &  
LOWER STAINLESS STEEL  
TANKS (BY REQUEST)

For all other optional filters and attachments, please see pag. 57

# PAK Series



## Top Loading Industrial Vacuum Cleaners

## PAK Series

### TOP LOADING UNITS



PAK 2 M



PAK 3 L

### HIGHLIGHTS

- Industrial vacuum cleaners with a design concept aimed at maximizing the recovery volume
- Top-loading machines with suction at the base, insure total filling of the spacious tank
- Incoming materials are compacted in the tank
- Ideal for the removal and compacting of voluminous material such as production scraps
- Essential equipment for diverse industries, such as packaging, textile, floor treatment applications, etc.





## PAK Series

### TOP LOADING UNITS

#### SPECIAL FEATURES



Powerful tangential motors provide unsurpassed air flow.



Two vacuum entries (PAK 3 L model): the machine can be used by one or two operators simultaneously.



Tangential motors positioned at the base of the machine to maximize the useful capacity of the tank and to compact the incoming materials.

Robust structure made entirely in steel, to resist in the harshest work environments.

Exhaust air filter provides additional filtration. Can be made of HEPA material (optional).



Two supersized filters: Main filter in polyester with 35500 cm<sup>2</sup> of filtration surface area.



Liner filter bag in nonwoven material for the collection and disposal of the recovered material. Can be disposable or re-used.



Transparent tank lid to check on the filling level of the tank.









# PAK Series

## TOP LOADING UNITS



### SUPPLIED FILTERS AND ATTACHMENTS

	Code	Model	DESCRIPTION
	447745	PAK 2 M	Filtro cartuccia - poliestere, classe M 
	442055	PAK 3 L	
	447746	PAK 2 M	Filtro a sacco per raccolta - TNT
	442054	PAK 3 L	
	441751	TUTTI	Filtro cartuccia uscita aria - classe L

### TECHNICAL SPECIFICATIONS

		PAK 2 M	PAK 3 L
Code		109510	107370
Voltage-Frequency	V-phase-Hz	230-1-50/60	230-1-50/60
Power - max	W	2200	3300
Nr. of motors		2	3
Motor type		2-stage tangential bypass	2-stage tangential bypass
Vacuum power	mm H O	2500	2500
Air flow	m³/h	250	500
Tank volume	Liter	68	100
Filtration surface area	cm²	35500	35500
Protection class	IP	IPX4	IPX4
Noise level	dB	72	74
Machine dimensions	cm	55x66x90	55x66x115
Packaged dimensions	cm	57x68x120	57x68x120
Net weight	kg	43	50
Gross weight	kg	45	58

### ON DEMAND

RECOMMENDED ATTACHMENT KITS	
Kit Extra Ø50mm	Code 217181
	

For all other optional filters and attachments, please see pag. 57

# MEGA Series



**High Performance  
Industrial Vacuum Systems**

# MEGA Series

HIGH PERFORMANCE SYSTEMS



MEGA T100 SA  
MEGA T150 SA

## HIGHLIGHTS

- Industrial vacuum systems designed for applications requiring high performance levels
- Suitable for the effective removal and management of massive amounts of dust and residue
- Numerous adaptive strategies are available to produce specialized units for specific applications
- Designed to work under the most difficult conditions, to optimize waste removal operations and maximize efficiency



# MEGA Series

HIGH PERFORMANCE SYSTEMS

## SPECIAL FEATURES

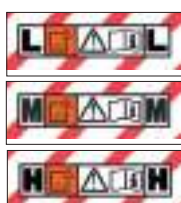


7 cartridge filters constitute a huge filtration surface area of 85000 cm<sup>2</sup>.

Fully automatic filter shaking mechanism is completely hands-free and cleans all 7 filters efficiently to maintain filtration efficiency.



Two turbines, each with two stages for double air flow and double vacuum power.



Various filter classes available (optional):  
Class L  
Class M  
Class H Hepa with PTFE membrane

High capacity 170 liter collection tank

*Lower tank can also be tipped over on its own chassis for fast and easy emptying.*



Built-in pivot for tank tipping mechanism



Lower tank can be lifted and carried with a fork lift or moved on its own wheels.

Automatic filter shaking mechanism

Two separate exhaust air outlets – can be fitted with optional cartridge filters (also HEPA)

Large wheels for mobility



Assisted tank lifting device

Two separate exhaust air outlets – can be fitted with optional cartridge filters (also HEPA)



Robust all-steel construction

# MEGA Series

HIGH PERFORMANCE SYSTEMS




## SUPPLIED FILTERS AND ATTACHMENTS

	Code	Model	DESCRIPTION
	417424	ALL	Cartridge filter - polyester class M 7 filters per machine
	438237	ALL	Inlet reducer cuff 120 > 70

## TECHNICAL SPECIFICATIONS


		MEGA T 100 SA	MEGA T 150 SA
Codice		104113	104114
Voltaggio-Frequenza	V-fase-Hz	400-3-50	400-3-50
Potenza - max	W	8000 - 10hp	11000 - 15hp
N. di turbine		2 turbine coassiali a induzione	2 turbine coassiali a induzione
Tipo di motore		bistadio seriale	bistadio parallelo
Depressione	mm H <sub>2</sub> O	5000	3600
Portata d'aria	m <sup>3</sup> /h	760	1240
Volume fusto	Litri	170	170
Superficie filtrante	cm <sup>2</sup>	85000	85000
Classe di isolamento	IP	IPX4	IPX4
Livello di rumore	dB	75	76
Peso netto	kg	440	460



## ON DEMAND

**STAINLESS**  
**AISI 304**  
**STEEL**

ALL MODELS ALSO  
 AVAILABLE WITH UPPER &  
 LOWER STAINLESS STEEL  
 TANKS (BY REQUEST)



ALL MODELS ALSO  
 AVAILABLE IN WET/DRY  
 VERSION (BY REQUEST)

For all other optional filters and attachments, please see pag. 57








# ATTACHMENTS & FILTERS



**To adapt and specialize...**





# ATTACHMENTS

ON DEMAND

	DESCRIPTION	Ø (mm)	CODE	SUITABLE FOR:
	<b>Standard kit Ø40mm</b>	<b>40</b>	<b>217177</b>	All Series except ATEX - OIL - CUBE - TLT 70 - CYCLONE DRY
	- Flexible hose - Evaflex, 3 meters	40	400999	
	- Cuff - Evaflex - PVC, attachments side	40	400991	
	- Cuff - Evaflex, machine side	50	427234	
	- "S" extension tubes - chromed steel, one pair	40	401069	
	- Floor brush nozzle	40	401070	
	- Crevice tool	40	401024	
	- Round brush	40	401026	
	<b>Extra kit Ø40mm</b>	<b>40</b>	<b>217178</b>	All Series except ATEX - OIL - CUBE - TLT 70 - CYCLONE DRY
	- Flexible hose - Evaflex, 3 meters	40	400999	
	- Cuff - Evaflex - PVC, attachments side	40	400991	
	- Cuff - Evaflex, machine side	50	427234	
	- Extension tubes 500 mm - chromed steel, one pair	40	401011	
	- Curved tube - chromed steel	40	417239	
	- Floor brush/squeegee nozzle	40	427033	
	- Crevice tool	40	401024	
	<b>Kit Carwash Ø40mm</b>	<b>40</b>	<b>228784</b>	CUBE - TLT 70
	- Tubo flessibile - Evaflex, 5 metri	40	400999	
	- Manicotto - Evaflex - PVC, lato accessori	40	400991	
	- Manicotto - Evaflex, lato macchina	50	412455	
	- Lancia piatta	40	401024	
	<b>Standard kit Ø50mm</b>	<b>50</b>	<b>217180</b>	All Series except ATEX - OIL - CUBE - TLT 70 - CYCLONE DRY
	- Flexible hose - Evaflex, 3 meters	50	401000	
	- Cuff - Evaflex - rubber (2 pieces)	50	400992	
	- Curved extension tube - chromed steel	50	417921	
	- Floor nozzle, wet/dry	50	427034	
	- Crevice tool	50	401025	
	- Round brush with nylon bristles	50	401027	
	<b>Extra kit Ø50mm</b>	<b>50</b>	<b>217181</b>	All Series except ATEX - OIL - CUBE - TLT 70 - CYCLONE DRY
	- Flexible hose - Evaflex, 3 meters	50	401000	
	- Cuff - Evaflex - rubber (2 pieces)	50	400992	
	- Curved tube - chromed steel	50	401021	
	- Extension tube 500 mm - chromed steel, one pair	50	401012	
	- Floor nozzle, wet/dry	50	427025	
	- Crevice tool	50	401025	
	- Round brush with nylon bristles	50	401027	
	- Adaptor for round brush	50	417157	

# ATTACHMENTS

ON DEMAND

	DESCRIPTION	Ø (mm)	CODE	SUITABLE FOR:
	<b>Antistatic kit Ø40mm</b>	<b>40</b>	<b>217182</b>	All Series except CUBE - TLT 70 - CYCLONE DRY
	- Flexible hose - Oregon - polyurethane, antistatic, oil resistant, 3 meters	40	401008	
	- Cuff - Oregon, antistatic, attachments side	40	417721	
	- Connector cuff - Oregon, antistatic, machine side	50	427093	
	- Curved tube - stainless steel	40	427027	
	- Extension tube 500 mm - stainless steel, one pair	40	426790	
	- Floor nozzle, adjustable	40	427026	
	- Crevice tool - stainless steel	40	421670	
	- Round brush - nylon+brass bristles, antistatic	40	426550	
	<b>Antistatic kit Ø50mm</b>	<b>50</b>	<b>217183</b>	All Series except CUBE - TLT 70 - CYCLONE DRY
	- Flexible hose - Oregon - polyurethane, antistatic, oil-resistant, 3 meters	50	401009	
	- Cuff - Oregon, antistatic, 2 pieces	50	401091	
	- Curved tube - stainless steel	50	426428	
	- Extension tube 500 mm - stainless steel, one pair	50	426427	
	- Floor nozzle, adjustable	50	401035	
	- Crevice tool - stainless steel	50	401023	
	- Round brush - nylon+brass bristles, antistatic	50	426550	
	<b>Standard Oven kit Ø40mm for max. 125°C</b>	<b>40</b>	<b>217184</b>	All Series except ATEX - OIL - CUBE - TLT 70 - CYCLONE DRY
	- Flexible hose - Oregon, heat resistant up to 125°C, 3 meters	40	427167	
	- Cuff - Evaflex - PVC, attachments side	40	400991	
	- Cuff - Evaflex, antistatic, machine side	40	427234	
	- Extension tube 1m, chromed steel, one pair	40	417918	
	- Floor/oven nozzle - plastic	40	427572	
	- Adaptor for oven nozzle	40	427688	
	<b>Extra Oven kit Ø40mm for max. 250°C</b>	<b>40</b>	<b>229267</b>	All Series except ATEX - OIL - CUBE - TLT 70 - CYCLONE DRY
	- Flexible hose - steel, 3 meters	40	412509	
	- Cuff - metal, attachments side	40	450606	
	- Cuff, metal, machine side	40	450605	
	- Reducer cuff - steel	70 > 40	400578	
	- Extension tube- aluminum with insulation, 1 meter	40	450607	
	- Extension tube - aluminum with half insulation, 1 meter	40	450608	
	- Extension tube - aluminum, no insulation, 1 meter	40	450609	
	- Floor/oven nozzle - aluminum	40	412457	
	Flexible hose: Evaflex	40	400999	All series except ATEX - OIL - PAK
		50	401000	All series except ATEX - CUBE - OIL
		70	401001	All series except ATEX - CUBE - PAK - OIL

# ATTACHMENTS

ON DEMAND

	DESCRIPTION	Ø (mm)	CODE	SUITABLE FOR:
	Flexible hose: Oregon - polyurethane, antistatic, oil resistant	40	401008	All series
		50	401009	All series except CUBE
		70	401010	All series except CUBE - PAK
	Flexible hose: Evaflex - oil resistant, heat resistant up to 120°C	50	400997	All series except ATEX - CUBE
	Flexible hose: Oregon - heat resistant from -25°C to 125°C	40	427167	All series except ATEX - OIL
		50	422492	All series except ATEX - CUBE - OIL
	Flexible hose - steel	40	412509	All series except PAK
		50	426769	All series except CUBE - PAK
		70	426770	All series except CUBE - PAK
	Cuff: Evaflex - rubber	40	400991	All series except ATEX - OIL
		50	400992	All series except ATEX - CUBE - OIL
		70	417722	All series except ATEX - CUBE - PAK - OIL
	Cuff: Oregon - rubber, oil resistant	40	426766	All series except ATEX
		50	426765	All series except ATEX - CUBE
		70	417720	All series except ATEX - CUBE - PAK
	Cuff: Oregon - rubber, antistatic	40	417721	All series except OIL
		50	401091	All series except CUBE - OIL
		70	400993	All series except CUBE - PAK - OIL
	Cuff: Oregon - silicon	40	426767	All series except ATEX - OIL
		50	426768	All series except ATEX - CUBE - OIL
		70	417726	All series except ATEX - CUBE - PAK - OIL
	Cuff: Evaflex - rubber, antistatic Ø50 for flex Ø40	40 > 50	427093	All series
	Cuff: Oregon - rubber, antistatic Ø50 for flex Ø40	40 > 50	427234	All series
	Connector cuff: Evaflex - rubber, antistatic	40	427235	All series
	Connector Cuff: Oregon - rubber, antistatic	40	427236	All series except CUBE
	Inlet connector cuff - steel	50	427092	All series except CUBE
		70	400570	All series except CUBE - PAK
	Inlet reducer cuff - steel	70 > 40	400578	All series except CUBE - PAK
		70 > 50	400579	All series except CUBE - PAK
	Inlet connector cuff - stainless steel	70	428146	All series except CUBE - PAK
	Inlet reducer cuff - stainless steel	70 > 40	400581	All series except CUBE - PAK
		70 > 50	400582	All series except CUBE - PAK

# ATTACHMENTS

ON DEMAND

	DESCRIPTION	Ø (mm)	CODE	SUITABLE FOR:
	Inlet connector cuff with flow adjuster - steel	70	400575	All series except CUBE - PAK
	Inlet reducer cuff with flow adjuster - steel	70 > 40	400968	All series except CUBE - PAK
		70 > 50	400969	All series except CUBE - PAK
	Inlet connector cuff with flow adjuster - stainless steel	70	400974	All series except CUBE - PAK
	Inlet reducer cuff with flow adjuster - stainless steel	70 > 40	400971	All series except CUBE - PAK
		70 > 50	400973	All series except CUBE - PAK
	Connector cuff - steel	40	400568	All series
		50	400569	All series except CUBE
		70	428148	All series except CUBE - PAK
	Connector cuff - stainless steel	40	400571	All series
		50	400572	All series except CUBE
		70	426772	All series except CUBE - PAK
	Reducer Y-cuff - steel	70>40-40	400981	All series except CUBE - PAK
		70>50-50	400982	All series except CUBE - PAK
	Connector Y-cuff - steel	70-70-70	400977	All series except CUBE - PAK
	Reducer Y-cuff - stainless steel	70>40-40	400983	All series except CUBE - PAK
		70>50-50	400984	All series except CUBE - PAK
	Connector Y-cuff - stainless steel	70-70-70	426773	All series except CUBE - PAK
	Reducer Y-cuff with flow adjuster - steel	70>40-40	400987	All series except CUBE - PAK
		70>50-50	400988	All series except CUBE - PAK
	Connector Y-cuff with flow adjuster - steel	70-70-70	400985	All series except CUBE - PAK
	Reducer Y-cuff with flow adjuster - stainless steel	70>40-40	400989	All series except CUBE - PAK
		70>50-50	400990	All series except CUBE - PAK
	Connector Y-cuff with flow adjuster - stainless steel	70-70-70	400986	All series except CUBE - PAK
	Angled crevice tool 45° - rubber, oil resistant	40	401017	All series except ATEX
		50	426778	All series except ATEX - CUBE
		70	426783	All series except ATEX - CUBE - PAK
	Angled crevice tool 45° - rubber, antistatic	40	426777	All series except OIL
		50	401018	All series except CUBE - OIL
		70	426779	All series except CUBE - PAK - OIL
	Angled crevice tool 45° - silicon	40	426780	All series except ATEX - OIL
		50	426781	All series except ATEX - CUBE - OIL
	"Hand" tool - rubber, oil resistant	50	426774	All series except ATEX - CUBE
	"Hand" tool - rubber, antistatic	50	401093	All series except OIL - CUBE
	"Hand" tool - silicon	50	426776	All series except ATEX - CUBE - OIL









# ATTACHMENTS

ON DEMAND

	DESCRIPTION	Ø (mm)	CODE	SUITABLE FOR:
	Reducer cuff for rubber tools	50 > 40	426784	All series except ATEX - OIL
		50 > 38	426785	All series except ATEX - OIL
	Reducer cuff for rubber antistatic tools	50 > 40	426786	All series except OIL
		50 > 38	426787	All series except OIL
	Cone nozzle 10-25 mm tip - rubber, oil resistant	50	426788	All series except ATEX - CUBE
	Cone nozzle 10-25 mm tip - rubber, antistatic	50	417699	All series except OIL - CUBE
	Cone nozzle 10-25 mm tip - silicon	50	426789	All series except ATEX - CUBE - OIL
	Adaptor hand piece for rubber nozzles - oil resistant	50	427030	All series except ATEX - CUBE
	Adaptor hand piece for rubber nozzles - antistatic	50	427031	All series except OIL - CUBE
	Curved tip nozzle 10-25 mm tip - rubber, antistatic	40	416956	All series except OIL
	Curved tip nozzle 10-25 mm tip, silicon	40	427237	All series except ATEX - OIL
	Round brush with nylon bristles	40	401026	All series except ATEX - OIL
		50	401027	All series except ATEX - CUBE - OIL
	Round brush with brass bristles	40	422061	All series except ATEX
		50	401029	All series except ATEX - CUBE
	Adaptor to connect Ø50 round brush to Ø50 cuff	50	417157	All series except ATEX - CUBE
	Round brush with nylon bristles, oil resistant, wear resistant - Width 80 mm	50	426542	All series except ATEX - CUBE
	Round brush with nylon bristles, oil resistant, wear resistant - Width 100 mm		426543	All series except ATEX - CUBE
	Round brush with natural bristles, oil resistant, wear resistant - Width 80 mm	50	426544	All series except ATEX - CUBE
	Round brush with natural bristles, oil resistant, wear resistant - Width 100 mm	50	426545	All series except ATEX - CUBE
	Round brush with nylon+brass bristles, antistatic, oil resistant, wear resistant - Width 80 mm	50	426550	All series except CUBE
	Round brush with nylon+brass bristles, antistatic, oil resistant - wear resistant - Width 100 mm	50	426551	All series except CUBE
	Crevice tool - plastic	40	401024	All series except ATEX - OIL
		50	401025	All series except ATEX - CUBE - OIL
	Crevice tool "America" - plastic	40	422075	All series except ATEX - OIL
	Crevice tool - stainless steel	40	421670	All series
		50	401023	All series except CUBE
	Crevice tool - aluminum	40	427028	All series
		50	427029	All series except CUBE

# ATTACHMENTS

ON DEMAND

	DESCRIPTION	Ø (mm)	CODE	SUITABLE FOR:
	Extension tube 500 mm - chromed steel	40	401011	All series
		50	401012	All series except CUBE
	Extension tube 500 mm - stainless steel	40	426790	All series
		50	426427	All series except CUBE
	Curved tube - chromed steel	40	417239	All series
		50	401021	All series except CUBE
	Curved tube - stainless steel	40	427027	All series
		50	426428	All series except CUBE
	Curved extension tube - chromed steel	50	417921	All series except CUBE
	Scraping lance	40	401094	All series
		50	401095	All series except CUBE
		70	401096	All series except CUBE
	Long nozzle with handle - aluminum, for voluminous light-weight material	70	401031	All series except CUBE
	Floor nozzle- WW, adjustable, wet/dry	40	401032	All series
		50	401035	All series except CUBE
	Replacement squeegee strips for 401032 floor nozzle, one pair	40	401033	for 401032 floor nozzle
	Replacement squeegee strips for 401035 floor nozzle, one pair	50	412663	for 401035 floor nozzle
	Replacement brush strips for 401032 floor nozzle, one pair	40	401034	for 401032 floor nozzle
	Replacement brush strips for 401035 floor nozzle, one pair	50	401037	for 401035 floor nozzle
	Floor nozzle - G, adjustable, wet/dry	50	418105	All series except ATEX - CUBE
	Floor nozzle - NH, adjustable, wet/dry	40	427026	All series
		50	427025	All series
	Floor nozzle with wheels - NH, wet/dry	40	427033	All series except ATEX
		50	427034	All series except ATEX

# ATTACHMENTS

ON DEMAND

	DESCRIPTION	Ø (mm)	CODE	SUITABLE FOR:
	Replacement squeegee strips for 427025 - 427026 floor nozzles, one pair		427041	for 427025-427026 floor nozzles
	Replacement brush strips for 427025 - 427026 floor nozzles, one pair		427043	for 427025-427026 floor nozzles
	Replacement squeegee strips for 427033 - 427034 floor nozzles, one pair		427040	for 427033-427034 floor nozzles
	Replacement brush strips for 427033 - 427034 floor nozzles, one pair		427042	for 427033-427034 floor nozzles
	Floor/oven nozzles - aluminum	40	412457	All series except ATEX - OIL - CUBE
	Floor/oven nozzle - plastic	40	427572	All series except ATEX - OIL
	Replacement silicon strips for 412457, one pair		422405	for 412457 floor/oven nozzle
	Replacement silicon strips for 427572, one pair		427656	for 427572 floor/oven nozzle
	Extension tube 1m for oven kit with adaptor - chromed steel	40	417919	for use with 412457 floor/oven nozzle
	Extension tube 1m for oven kit - chromed steel	40	417918	for use with 427572 floor/oven nozzle
	Lifting bracket for 100 liter tanks	460	214345	All 100 liter tanks
	Lifting girdle for 100 liter tanks	460	204612	All 100 liter tanks
	Cyclone cone - stainless steel	460	401048	All models with Ø460 mm tanks
	Bag retainer bracket - chromed steel		401050	All models except CUBE - PAK
	<b>Swarf separator kit</b>	<b>460</b>	<b>221075</b>	All models with Ø460 mm tanks ≥ 60 litres
	- Separator basket	460	401049	
	- Support frame	460	432380	
	Quick drain valve kit (must be installed during manufacturing) - positioned under the lower tank, facilitates emptying of contents. - recommended to use with 427664 grill in chromed steel		204615	All wet/dry models except ATEX
	Grill - chromed steel - recommended with 204615 Quick drain valve kit - necessary for 426782 Bag retainer kit		427664	All series
	Bag retainer kit (must be installed during manufacturing) - creates negative pressure under the bag to hold it down		426782	All dry models except ATEX - OIL - PAK
	Tank for separator 100 liters - stainless steel	460	204604	All series

# ATTACHMENTS

ON DEMAND

	DESCRIPTION	Ø (mm)	CODE	SUITABLE FOR:
	Lid cover - steel, for 204604 separator tank Ø50 mm inlet/outlet	50	204607	for 204604 separator tank
	Lid cover - steel, for 204604 separator tank Ø70 mm inlet/outlet	70	204608	
	Lid cover with floater - steel, for 204604 separator tank Ø50 mm inlet/outlet	50	204605	for 204604 separator tank
	Lid cover with floater - steel, for 204604 separator tank Ø70 mm inlet/outlet	70	204606	
	Lid cover - steel, for 204604 separator tank, for very hot objects - Ø50 mm inlet/outlet	50	204609	for 204604 separator tank
	Lid cover - steel, for 204604 separator tank, for very hot objects - Ø70 mm inlet/outlet	70	204610	
	Complete cyclonic 77 liter separator tank system, chromed steel - diam.420 mm with Ø40 mm inlet/outlet  Creates a cyclonic air movement which retains most of the incoming dust and debris in the separator tank and away from the main filter.	40	229269	All series
	400 liter tipping separator tank - reinforced steel with fork lift receptacle pockets  Ø70 mm inlet/outlet	70	223516	
  	Star-shaped filter - polyester, class L	460	405422	PRIMA series (except TLT 70 - TNG 55) TO-TEC-M&T series
		420	458632	TNG 55
	Star-shaped filter NOMEX - class L heat resistant up to 200°C	460	405423	PRIMA series (except TLT 70 - TNG 55) TO-TEC-M&T series
	Star-shaped filter - antistatic, class L	460	405424	PRIMA series (except TLT 70 - TNG 55) TO-TEC-M&T series
	Star-shaped filter NOVATES - class M Microfilter for fine dust	460	405425	PRIMA series (except TLT 70 - TNG 55) TO-TEC-M&T series
	Star-shaped filter, complete - antistatic, classe L	420	222903	ATEX series: model XS e S
		460	217848	ATEX series: model M e L
  	Cylindrical filter - polyester, class L	420	417445	CUBE series
	Cylindrical filter NOMEX - class L heat resistant up to 200°C	420	424425	CUBE series
	Cylindrical filter NOVATES - class M Microfilter for fine dust	420	450598	CUBE series
	Cylindrical filter - polyester, class M	420	447745	PAK 2 M
		420	442055	PAK 3 L
	Filter / collection bag	420	447746	PAK 2 M
		420	442054	PAK 3 L

# ATTACHMENTS

ON DEMAND

	DESCRIPTION	Ø (mm)	CODE	SUITABLE FOR:
	Prefilter - nylon with non-stick surface	460	417435	All series except ATEX - PAK
	Prefilter - polycarbon with non-stick surface	460	445659	All series except PAK
	Swarf separator filter - nylon	460	417434	OIL
 	Cartridge filter kit - class M	229270	PRIMA series (except TLT70 - TNG55) - M&T	
		448160	TLT 70	
		456337	CUBE series	
		229289	TO series	
		450630	Cyclone Dry	
 	Cartridge HEPA filter kit - class H14	457130	TLT 70	
		233773	TNG 55	
		222272	PRIMA series (except TLT70 - TNG55) - M&T	
		405434	CUBE series	
		229278	TO - TEC series	
		450629	Cyclone Dry	
		229271	ATEX series XS-S models (air outlet filter)	
		231920	ATEX series M-L models	
	Exhaust air cartridge filter - class M 	450610	PAK series	
	Exhaust air cartridge filter - HEPA class H14 	442337	PAK series	
	Longopac bags - 4 cartridges, 22 meters long each	450330	All models LP	
	Lower drum assembly for Longopac (Longopac bag not included)	229016	All 100 liter models except ATEX – OIL – PAK	
	Fixed frontal floor nozzle 600mm for dry pickup, complete kit (to be requested with the machine)	50	216792	PRIMA series
	Fixed frontal floor nozzle 760mm for dry pickup, complete kit (to be requested with the machine)	70	216674	PRIMA series
	Fixed frontal floor nozzle 600 mm for dry pickup, steel	50	216791	
	Fixed frontal floor nozzle 760mm for dyr pickup, steel	70	216676	
	Fixed frontal floor nozzle 540 mm for wet pickup, stainless steel	50	204574	
	Fixed frontal floor nozzle 760 mm for wet pickup, stainless steel	70	204575	
	Replacement strips for 216791 dry pickup nozzle, one pair		427218	for 206791 nozzle
	Replacement strips for 216676 dry pickup nozzle, one pair		427219	for 216676 nozzle
	Replacement strips for 204574 wet pickup nozzle, one pair		417213	for 204574 nozzle
	Replacement strips for 204575 wet pickup nozzle, one pair		417211	for 204575 nozzle
	Electronic float for single-phase models (must be installed during manufacturing)		204614	All series except CUBE -ATEX - PAK - X VACTOR
	Electronic float for three-phase models (must be installed during manufacturing)		204613	
	Mechanical float kit for 60 liter tanks (must be installed during manufacturing)	460	217502	PRIMA - TO - TEC - M&T series
	Mechanical float kit for 100 liter tanks (must be installed during manufacturing)	460	217185	





## NOTE





TMB srl - via Cà Nova Zampieri 5 - 37057 San Giovanni Lupatoto VR Italia - [tmb@tmbvac.it](mailto:tmb@tmbvac.it) - Tel. +39 045 8774299 - Fax +39 045 8774245  
**[www.tmbvacuum.com](http://www.tmbvacuum.com)**

TMB srl reserves the right, at any time, to make technical and/or equipment modifications without prior notification. The images are shown as reference only and are not binding as to the actual design and/or equipment - Copyright © TMB - CODE 302545 - ENG - April 2024